

© 2004 Wonderlens.
WONDERLENS.COM

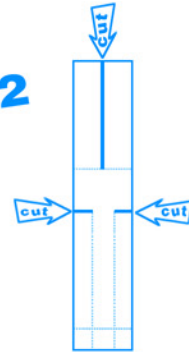
© 2004 Wonderlens.
WONDERLENS.COM

1



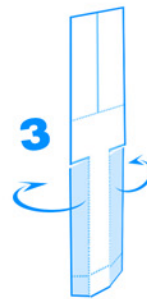
PRINT out the page.
CUT out each Spinner.

2



CUT along the solid lines

3

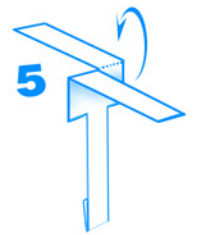


4



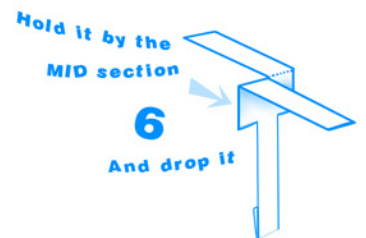
FOLD sides back...FOLD tail tip back

5



..FOLD top flaps down
Spinner is ready to go!

6



And drop it
the higher you drop it from,
the more it will spin.